



Finland

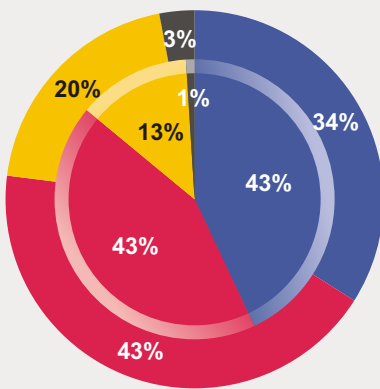
## Contextual Indicators



### Assessment on National & European Situation

**QUESTION:** At the present time, would you say that, in general, things are going in the right direction or in the wrong direction, in...?

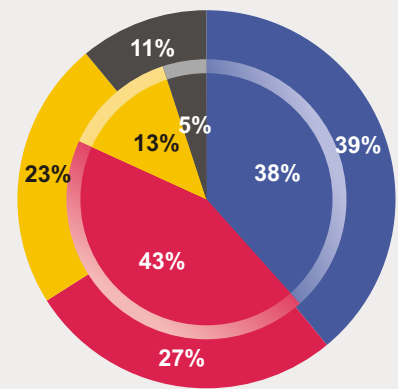
Pie chart answers: Our Country



- Things are going in the right direction
- Things are going in the wrong direction
- Neither the one nor the other (SPONTANEOUS)
- Don't know

outer pie EU25 inner pie FI

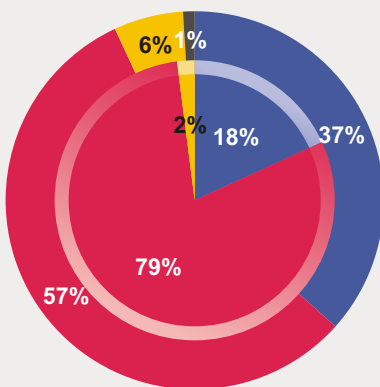
Pie chart answers: European Union



### Personal Economic Situation

**QUESTION:** Please tell me to what extent you agree or disagree with the following statement.

**OPTION:** You have difficulties paying all your bills at the end of the month



- Total "Agree"
- Total "Disagree"
- Not applicable (SPONTANEOUS)
- Don't know

outer pie EU25 inner pie FI

	EU25	FI
Totally agree	12%	5%
Tend to agree	24%	14%
Tend to disagree	23%	25%
Totally disagree	34%	54%
Not applicable (SPONTANEOUS)	6%	2%
Don't know	1%	0%

Totally agree	12%	5%
Tend to agree	24%	14%
Tend to disagree	23%	25%
Totally disagree	34%	54%
Not applicable (SPONTANEOUS)	6%	2%
Don't know	1%	0%



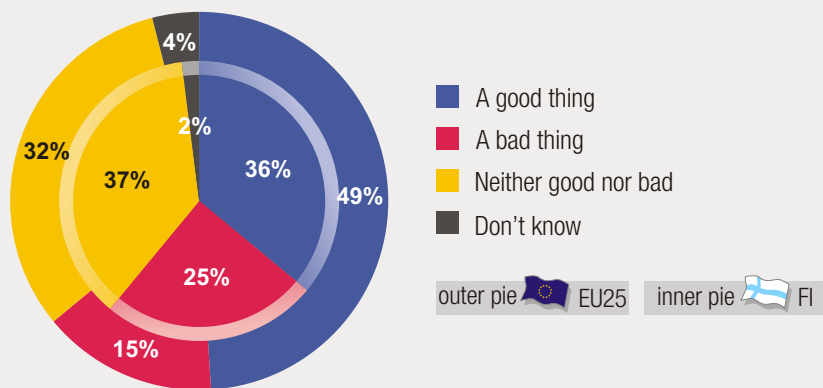
Finland

## Perception & Image



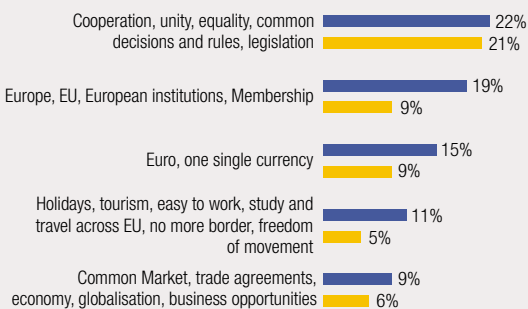
### Membership of the European Union

**QUESTION:** Generally speaking, do you think that (OUR COUNTRY)'s membership of the European Union is...?



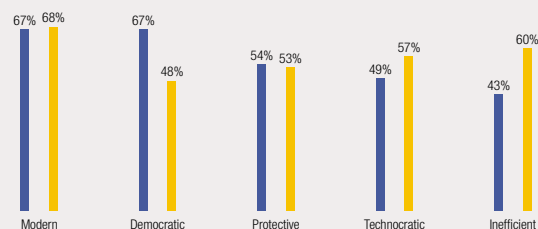
### Spontaneous Mentions of the Words 'European Union'

**QUESTION:** When you hear the words "European Union", what comes to your mind first? (Open-ended question - Spontaneous answers)



### Images of the European Union

**QUESTION:** Please tell for each of the following words if it describes very well, fairly well, fairly badly or very badly the idea you might have of the European Union.



Graph answers: Total "Describes well"



	Modern		Democratic		Protective		Technocratic		Inefficient	
	EU25	FI	EU25	FI	EU25	FI	EU25	FI	EU25	FI
Describes very well	14%	7%	16%	4%	10%	5%	14%	16%	12%	18%
Describes fairly well	53%	61%	52%	44%	43%	48%	35%	41%	31%	42%
Describes fairly badly	20%	26%	19%	40%	28%	37%	18%	18%	33%	32%
Describes very badly	4%	3%	5%	9%	6%	7%	4%	2%	8%	5%
Don't know	9%	2%	9%	3%	12%	4%	30%	22%	15%	3%



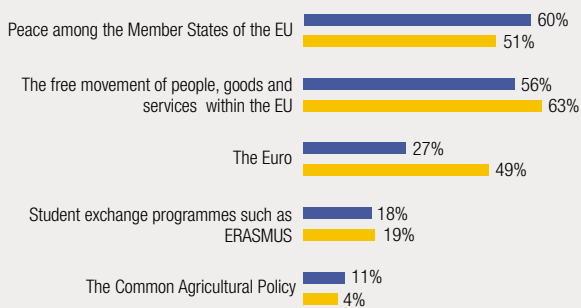
Finland

## Goals & Achievements



### Main Achievements of the European Union

**QUESTION:** Which of the following do you think is the most positive result of European unification? And the second most positive result?

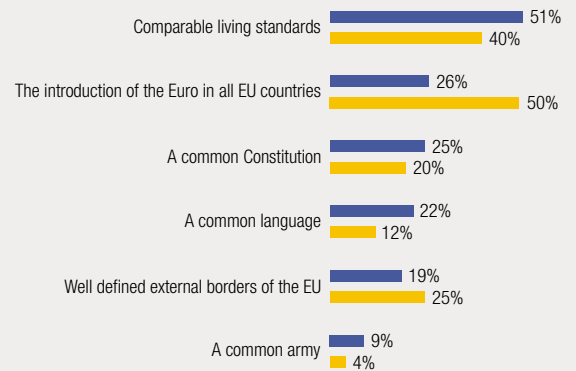


Graph answers: Total "First and second positive results"



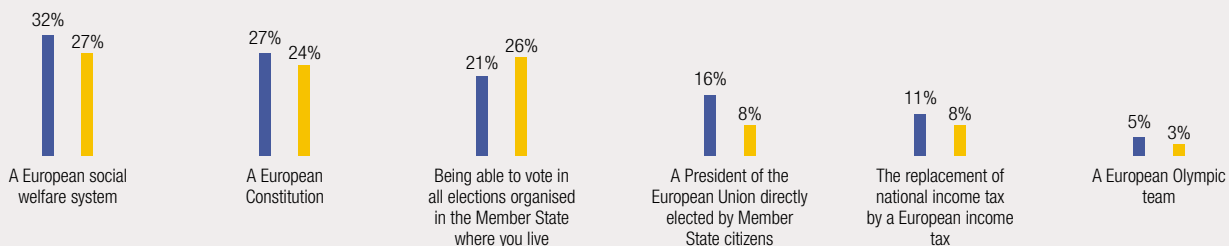
### Most Helpful Thing for the Future of Europe

**QUESTION:** Which of the following would you consider to be most helpful if anything, for the future of Europe?



### How to Strengthen European Identity?

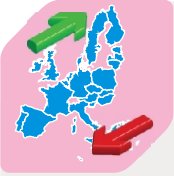
**QUESTION:** Which two of the following would strengthen your feeling about being a European citizen?





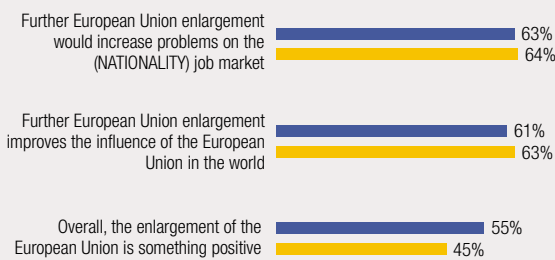
Finland

## Expectations



### Attitudes Towards Enlargement

**QUESTION:** Could you tell me to what extent you agree or disagree with each of the following statements.

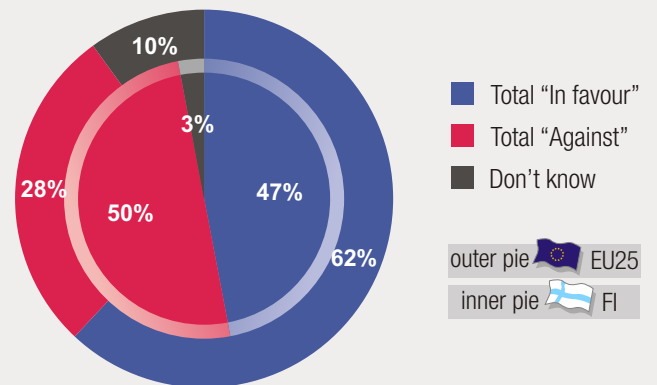


Graph answers: Total "Agree"



### Harmonization of Social Welfare Systems in the European Union

**QUESTION:** Today, each European Union Member State is responsible for its own social welfare system. To what extent would you be in favour or opposed to the harmonisation of social welfare systems within the European Union?

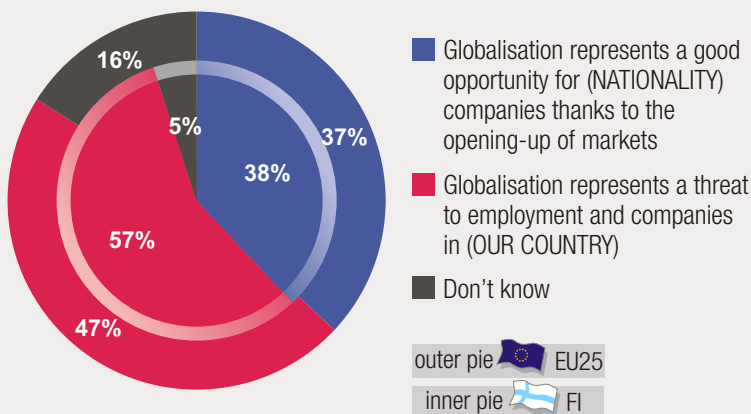


outer pie EU25  
inner pie FI



### Attitudes Towards Globalisation

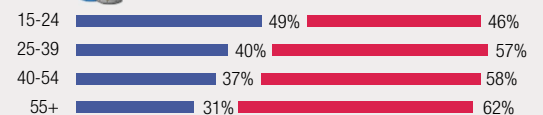
**QUESTION:** Which of the following two propositions is the one which is closest to your opinion with regard to globalisation?



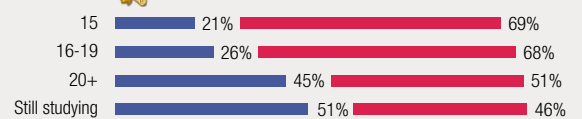
outer pie EU25  
inner pie FI

Total FI 38% 57%

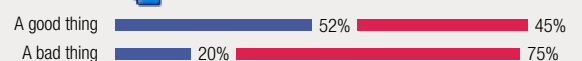
Age



End of Education



EU Membership





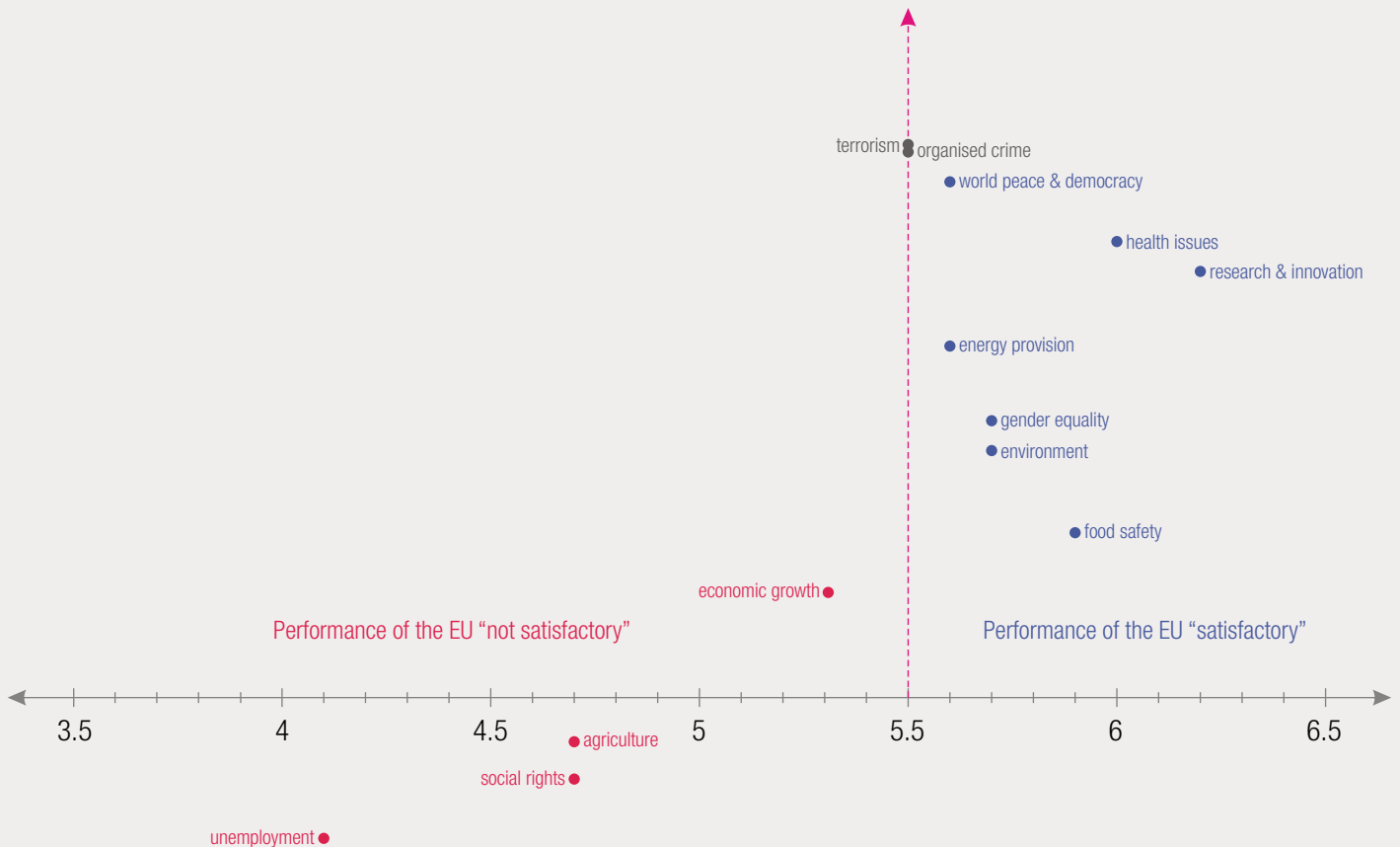
Finland

## Expectations (cont'd)



### More Decision-making at European Union level

Differential « More decision - Less decision »  
should take place at the European Level



	More decision making at a European level	Less decision making at a European level	Diff. (more - less)	Satisfaction
The fight against unemployment	38%	57%	-19	4.1
The protection of social rights	42%	53%	-11	4.7
Ensuring economic growth	54%	40%	14	5.3
The fight against organised crime	85%	12%	73	5.5
The fight against terrorism	85%	11%	74	5.5
Ensuring food safety	58%	36%	22	5.9
The protection of the environment	64%	31%	33	5.7
The prevention of major health issues	78%	17%	61	6.0
Equal treatment of men and women	64%	27%	37	5.7
The protection of agriculture	44%	50%	-6	4.7
The promotion of democracy and peace in the world	81%	12%	69	5.6
Cooperation in the field of research and innovation	74%	17%	57	6.2
Ensuring continuous energy provision	70%	23%	47	5.6